

Custom Product Supplemental Instructions

Custom Model: SI-LM40KHE-Q5A

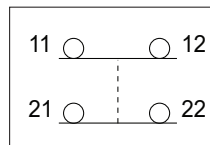
This product has been modified from the standard product. For standard product information, refer to p/n 49372 at www.bannerengineering.com, or contact Banner Engineering.

Modifications

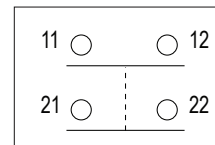
- Derived from model SI-LM40KHE p/n 49475
- Installed M12 Euro 5 pin male to wiring chamber
- Banner reserves the right to modify this product without prior notice.



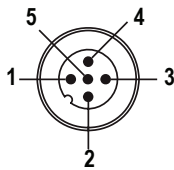
Actuator
engaged



Actuator
removed



Wiring Diagram



5 Pin QD

Pin 1 Brown:
Pin 2 White:
Pin 3 Blue:
Pin 4 Black:
Pin 5 Gray:


SI-LM40KHE-Q5A contact

11
12
No connection
21
22



CAUTION: Electrical installation

Two safety switches must be used for each interlock guard to achieve control reliability or Safety Category 4 per ISO 13849-1 of a machine stop circuit. Use of only one safety switch per interlock guard is not recommended.



220147